



## SEAMO 2021

### User Guide – Candidates

#### *Table of Contents*

#### **1. How To Create An Account?**

#### **2. How To Register?**

*2.1 Register as a New Candidate*

*2.2 Register using Existing Candidate No.*

*2.3 Register through School or Test Centre*

#### **3. How To Pay The Exam Fees?**

*3.1 Payment via PayPal / Credit Card*

*3.2 Payment via Other Methods*

#### **4. How To Start My Online Exam?**

*4.1 Private Candidates*

*4.2 School / Test Centre Candidates*

#### **5. How To Get My Results?**

#### **6. How To Register For SEAMO X 2022?**

Portal Link: <https://seamo-official.org/>

## 1. How To Create An Account?

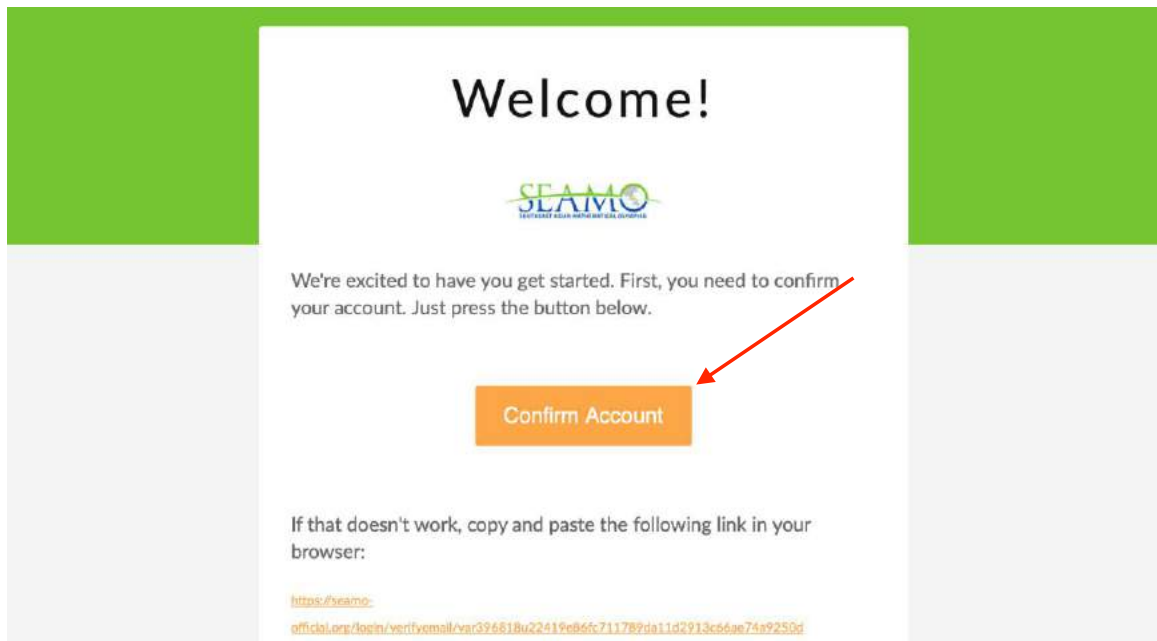
If you have a Facebook or Google account, you may click “Google Account | Facebook” or else please follow the steps below:

*Step 1:* On the Homepage, fill in the form and click CREATE ACCOUNT.



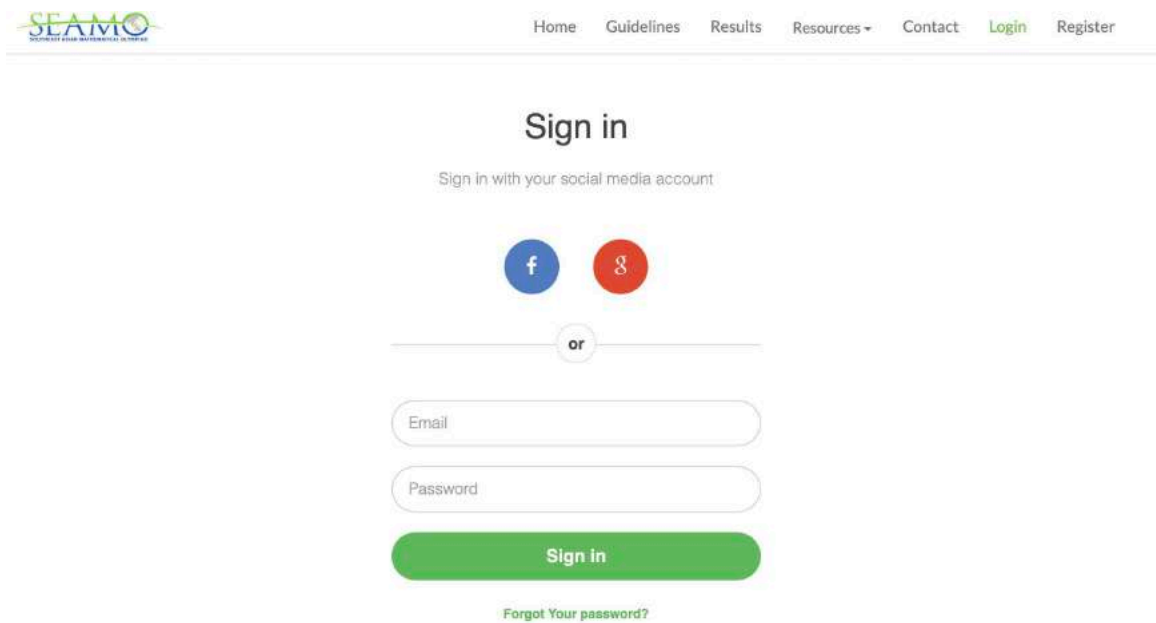
**WARNING:** Use the same method to login each year. Do *not* create new accounts every year.

*Step 2:* Check your email inbox / junk mail folder and click CONFIRM ACCOUNT.



*Step 3:* Once your email is Verified Successfully, click LOGIN.

Step 4: Fill in your details and click SIGN IN



SEAMO  
SOUTH AFRICAN EDUCATION MODERATION BOARD

Home Guidelines Results Resources Contact Login Register

## Sign in

Sign in with your social media account

f g

or

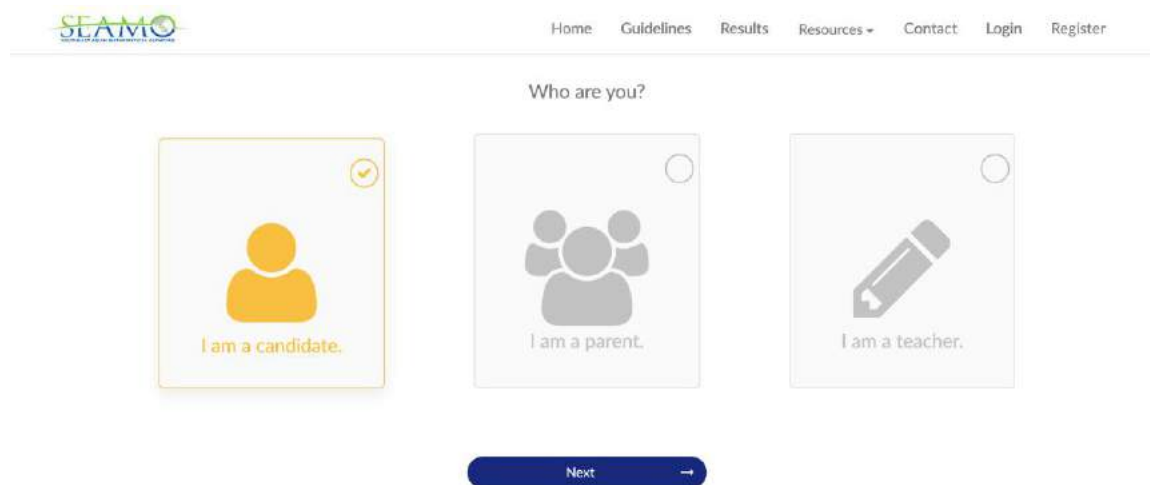
Email

Password

Sign in

[Forgot Your password?](#)

Step 5: Select “I am a candidate” and click NEXT.



SEAMO  
SOUTH AFRICAN EDUCATION MODERATION BOARD

Home Guidelines Results Resources Contact Login Register

### Who are you?

I am a candidate.

I am a parent.

I am a teacher.

Next →

[Go back to Table of Contents.](#)

## 2. How To Register?

### 2.1 Register as a New Candidate

**WARNING:** If you have registered through your School or Test Centre, ask your teacher for your SEAMO 2020 Candidate No. then follow the steps in [2.2 Register using exiting Candidate No.](#)

*Step 1:* Click REGISTER AS A NEW CANDIDATE.

SEAMO  
Sri Lanka English Medium Examination

Home Guidelines Results Resources Contact Login Register

### Hello Candidate

Enter your candidate no.

Candidate no.  [Send Link OTP](#)

or

[Register as a New Candidate](#)

[Back](#)

*Step 2:* Click EDIT to update your profile.

SEAMO  
Sri Lanka English Medium Examination

Home Guidelines Results Resources Contact Register Hi SEAMO Candidate 1

[Edit](#)

SEAMO Candidate 1

Email:

Address:

Contact no.:

You did not register for Exam yet. [Register Now](#)

Step 3: Fill in the correct information so you may receive your awards. Then, click SAVE.

The screenshot shows the SEAMO registration form. At the top left is the SEAMO logo. The navigation menu includes Home, Guidelines, Results, Resources, Contact, Register, and a user profile for 'Hi SEAMO Candidate 1'. The form fields are: 'Upload Photo' with a 'Choose file' button and 'No file chosen' text; 'Name' with the value 'SEAMO Candidate 1'; 'Address' with the value '123 SEAMO Drive'; and 'Contact no.' with the value '321'. Below the fields are 'Cancel' and 'Save' buttons. A red arrow points to the 'Save' button. At the bottom, a pink banner displays the message: 'You did not register for Exam yet. Register Now'.

Step 4: Click REGISTER NOW.

The screenshot shows the SEAMO profile page. At the top left is the SEAMO logo. The navigation menu includes Home, Guidelines, Results, Resources, Contact, Register, and a user profile for 'Hi SEAMO Candidate 1'. A green banner at the top states 'Profile details have been updated.'. Below this is a profile card for 'SEAMO Candidate 1' with an 'Edit' button. The profile details are: 'Email: contact@seamo-official.org', 'Address: 123 SEAMO Drive', and 'Contact no.: 321'. At the bottom, a pink banner displays the message: 'You did not register for Exam yet. Register Now'. A red arrow points to the 'Register Now' link.

Step 5: Fill in the correct information. This will appear in your Certificate.

SEAMO  
SINGAPORE EXAMINATIONS AUTHORITY

Home Guidelines Results Resources Contact Register Hi SEAMO Candidate 1

## Candidate Registration

NOTICE: Registration Form to be filled in English Only.

**Name**  
SEAMO Candidate 1

**Date of Birth**  
Date of birth

**School Name**  
School Name (To Be Printed On Certificate)

**Country**  
Singapore

**Partner**  
Select Partner

**Center**  
Select Center

**Time Slot**

### Instructions

1. Registration details once submitted cannot be changed.
2. Please ensure all information entered is accurate.
3. Name and School will be printed on your certificate.
4. Participants in the wrong category will be disqualified.
5. A Hall Ticket is required for entry to exam.
6. An invoice will be sent upon submission of registration.
7. Check your email inbox and spam folder.
8. Mark SEAMO email as 'NOT SPAM' to receive them in your inbox.

**Candidate Country:** Singapore  
**Test Centre Address:**  
**Competition Date:** 15 Sep 2020, 09:00 AM  
**Registration Fee:** 0.0

You will see the exam date, time, address and fees in the yellow box to the right once you fill the form.

Step 6: Click “I AGREE” and REGISTER.

SEAMO  
SINGAPORE EXAMINATIONS AUTHORITY

Home Guidelines Results Resources Contact Register Hi SEAMO Candidate 1

Singapore

**Partner**  
SEAMO Singapore

**Center**  
Online Examination Portal (Singapore)

This is an Online Exam.

**Time Slot**  
2020-09-12 09:00:00

**Grade**  
Primary 1

AGREE to the [terms and conditions](#) of enrolment.

**Register**

your inbox.

**Candidate Country:** Singapore  
**Test Centre Address:** SEAMO Portal - Online Exam  
**Competition Date:** 2020-09-12 09:00:00  
**Registration Fee:** SGD 20

**Terry Chew Academy**  
167A Thomson Rd, Level 2 Goldhill Centre, Singapore 307619  
4.8 ★★★★★ 205 reviews  
[View larger map](#)

**Hotel Royal**  
22 min drive - home

**Viva Condominium**

**Amaryllis Ville**

Map Data Terms of Use Report a map error

Step 7: Please check your information again before clicking OK.

seamo-official.org says

Name and School will be printed on certificate. No edit allowed. Are you sure you want to submit?

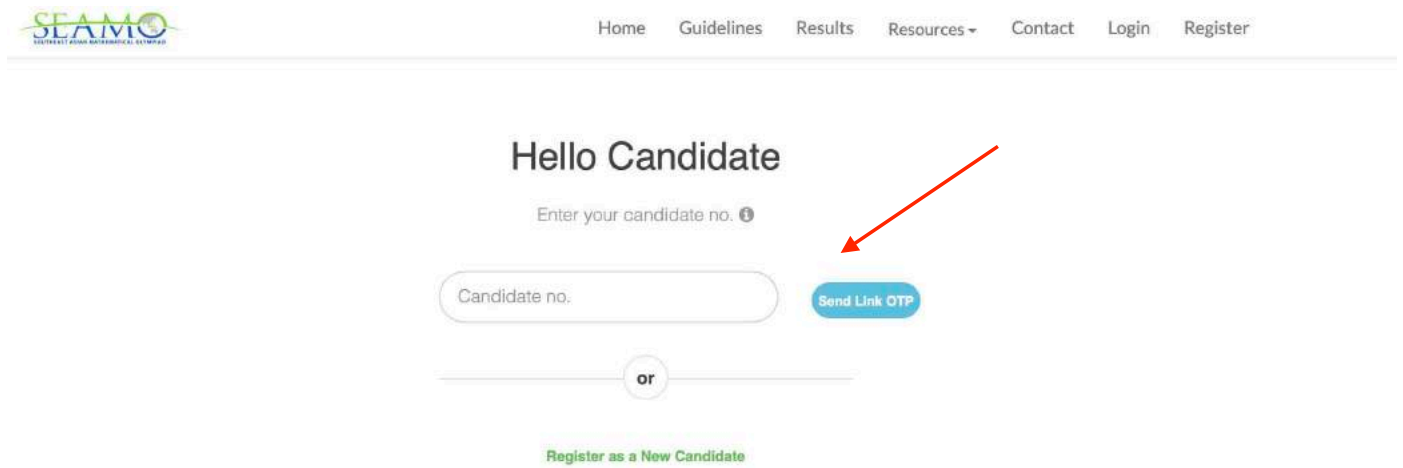
Cancel OK

[Go back to Table of Contents.](#)

## 2.2 Register using existing Candidate No.

Step 1: Enter your Candidate No. then click SEND LINK OTP

Check your inbox for the OTP number and then click LINK CANDIDATE.



The screenshot shows the SEAMO website header with navigation links: Home, Guidelines, Results, Resources, Contact, Login, and Register. The main heading is "Hello Candidate". Below it is a prompt "Enter your candidate no." with an information icon. A text input field labeled "Candidate no." is followed by a blue "Send Link OTP" button, which is highlighted by a red arrow. Below the input field is a horizontal line with "or" in a circle, and a green link "Register as a New Candidate" below that.

If you are registering as a private candidate, you may use your SEAMO 2020 Candidate No. If you forgot your SEAMO 2020 Candidate No. or are new to SEAMO, please follow the steps in [2.1 Register as a New Candidate](#).

## 2.3 Register through School or Test Centre

Ask your teacher for your SEAMO 2021 Candidate No. then follow the steps in [2.2 Register using exiting Candidate No.](#)

[Go back to Table of Contents.](#)

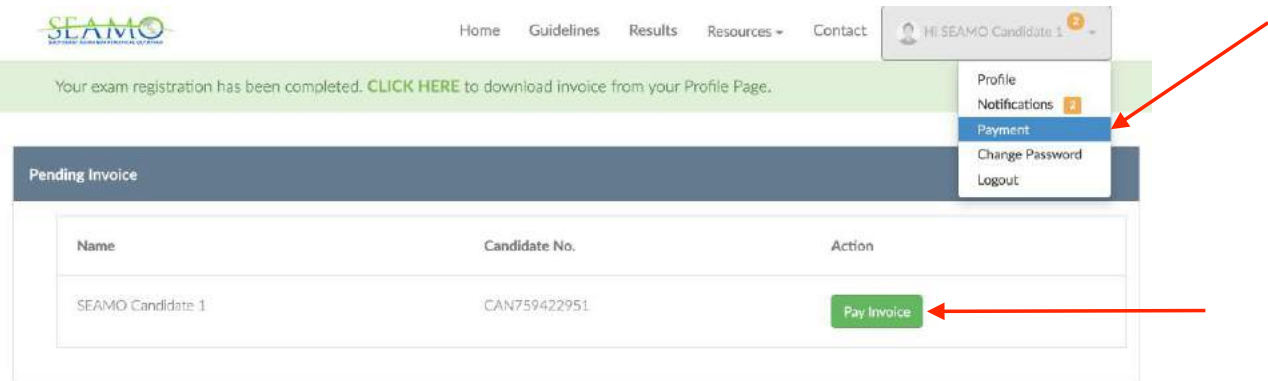
## How To Pay The Exam Fees?

### 3.1 Payment Via PayPal / Credit Card

*Step 1:* Go to your name on the top right of the page.

*Step 2:* Click PAYMENT.

*Step 3:* Click PAY INVOICE.

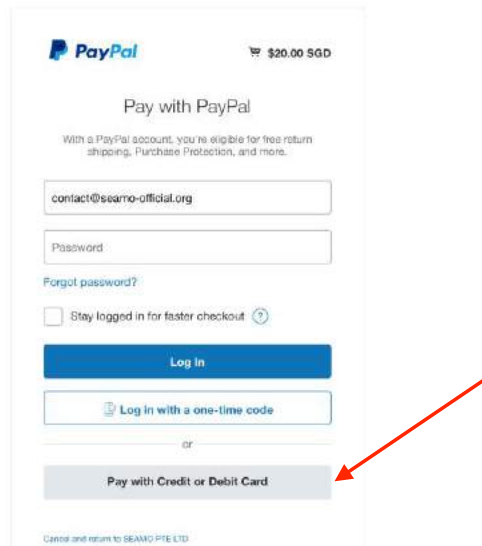


The screenshot shows the SEAMO website interface. At the top, there is a navigation bar with links for Home, Guidelines, Results, Resources, and Contact. A user profile dropdown menu is open, showing options for Profile, Notifications (with a badge), Payment, Change Password, and Logout. A red arrow points to the 'Payment' option. Below the navigation bar, a green banner states: "Your exam registration has been completed. [CLICK HERE](#) to download invoice from your Profile Page." Below this is a 'Pending Invoice' section with a table:

Name	Candidate No.	Action
SEAMO Candidate 1	CAN759422951	<a href="#">Pay Invoice</a>

A red arrow points to the 'Pay Invoice' button in the table.

*Step 4:* If you have a PayPal account then login. Or else, click “Pay with Credit or Debit Card”.



The screenshot shows the PayPal payment page. At the top, it displays the PayPal logo and a shopping cart icon with "\$20.00 SGD". The main heading is "Pay with PayPal". Below this, there is a message: "With a PayPal account, you're eligible for free return shipping, Purchase Protection, and more." The login form includes a text input field for the email address (containing "contact@seamo-official.org"), a password field, and a "Forgot password?" link. There is a checkbox for "Stay logged in for faster checkout" and a blue "Log In" button. Below the login options is a link for "Log in with a one-time code". At the bottom of the form, there is a grey button labeled "Pay with Credit or Debit Card", which is highlighted by a red arrow.



Step 5: Go to your name of the top right of the page.

Step 6: Click PROFILE.

Step 7: Click DOWNLOAD TICKET.

The screenshot displays the SEAMO 2020 candidate portal. At the top right, a user profile dropdown menu is open, with the 'Profile' option highlighted by a red arrow. The main content area shows the exam details: 'Exam: SEAMO 2020', 'Centre: Online Examination Portal', 'Paper: Paper A', and 'Invoice: Download Invoice'. Under 'Hall Ticket & Answer Sheet', the 'Download Ticket' button is highlighted with a red arrow. Below this, there is a 'Start Demo Exam' button and a countdown timer showing '00 Days 15 Hours 51 Minutes 23 Seconds'.

*Your Hall Ticket confirms your successful registration and payment.*

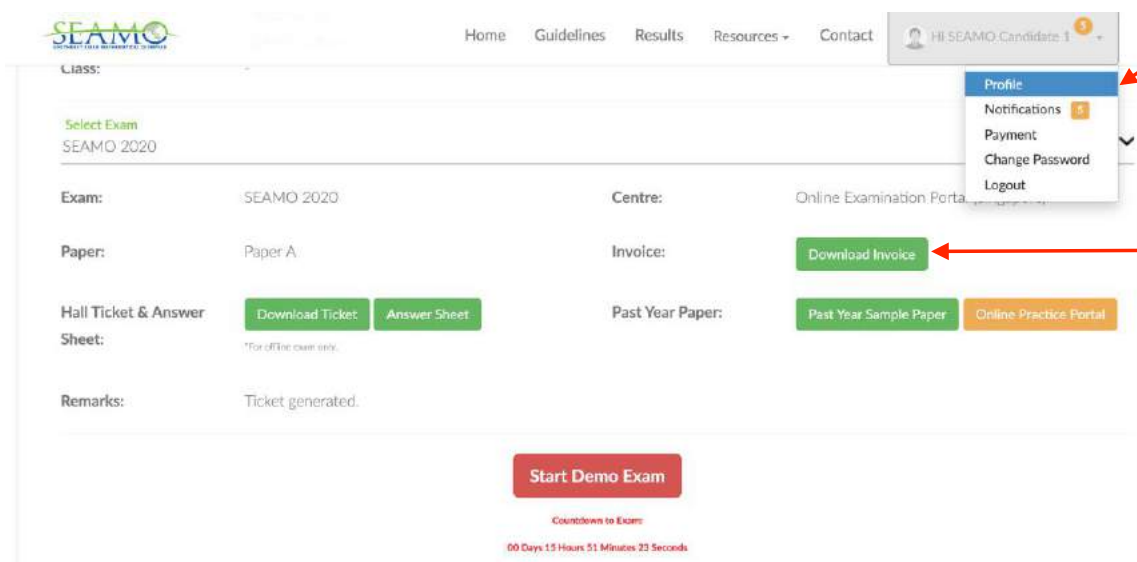
[Go back to Table of Contents.](#)

### 3.2 Payment via Other Methods

*Step 1:* Go to your name of the top right of the page.

*Step 2:* Click PROFILE.

*Step 3:* Click DOWNLOAD INVOICE.



*Step 4:* Read invoice instructions and make payment accordingly.

*Step 5:* Send an email with your Candidate No. and receipt to your School / Test Centre.

*Please allow 2-3 working days, for your School / Test Centre to approve your payment. You may then download your Hall Ticket from the PROFILE page.*

[Go back to Table of Contents.](#)

## How To Start My Online Exam?

### 4.1 Private Candidates

Step 1: Login to the SEAMO Portal

Step 2: On the homepage, click START EXAM.



### 4.2 School / Test Centre Candidates

Ask your teacher for your Candidate No. and follow the steps in [2.2 Register using exiting Candidate No.](#) Then, follow the steps in [4.1 Private Candidates.](#)

[Go back to Table of Contents.](#)

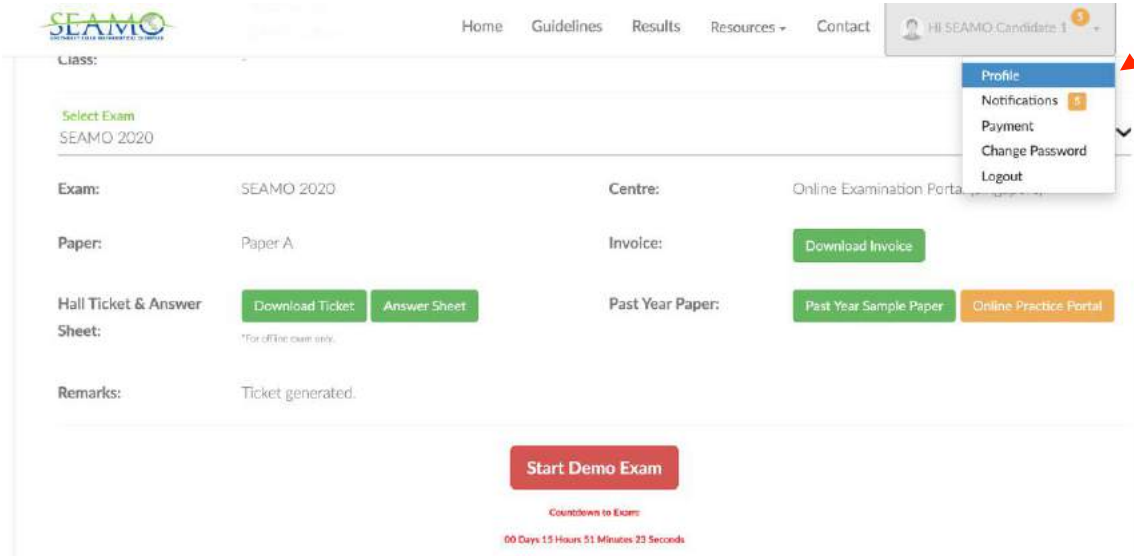
## 5. How To Get My Results?

**The SEAMO 2021 Results will be released on 09.10.2021.**

*Step 1:* Go to your name of the top right of the page.

*Step 2:* Click PROFILE.

*Step 3:* You will be able to view your results here.



The screenshot shows the SEAMO 2020 candidate portal. At the top right, there is a user profile dropdown menu for 'HI SEAMO Candidate 1'. A red arrow points to the 'Profile' option in the dropdown. The main content area displays exam details: 'Exam: SEAMO 2020', 'Centre: Online Examination Portal', 'Paper: Paper A', and 'Invoice: Download Invoice'. There are also buttons for 'Download Ticket', 'Answer Sheet', 'Past Year Sample Paper', and 'Online Practice Portal'. A 'Start Demo Exam' button is visible at the bottom, along with a countdown timer: '00 Days 15 Hours 51 Minutes 23 Seconds'.

### Awards

Top 40% of participants, locally, are awarded certificates and medals according to the table below. Participants who fall short of the top 40% will be issued an electronic certificate of participation.

<b>GOLD</b>	<b>SILVER</b>	<b>BRONZE</b>
Top 8%	Next 12%	Next 20%

### Performance Analysis

All participants will be issued an electronic performance report to help them understand their strengths and weaknesses in specific skill sets.

[Go back to Table of Contents.](#)

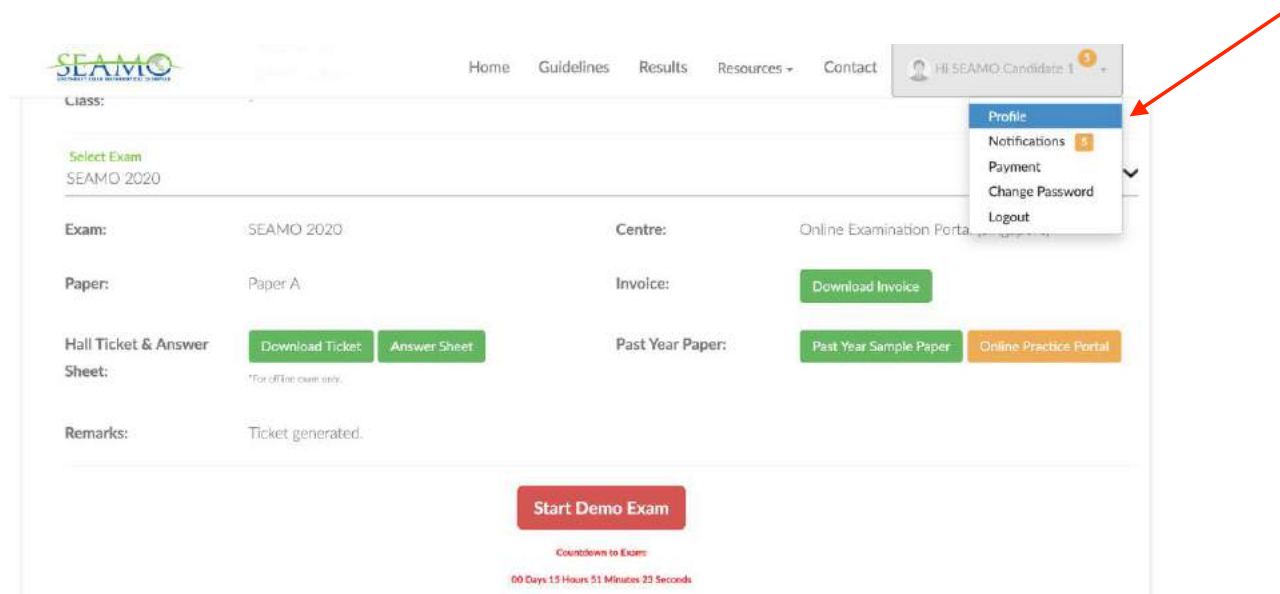
## 6. How To Register For SEAMO X 2022?

**The SEAMO X 2022 Global Competition will be conducted online on 15 January 2022.**

*Step 1:* Go to your name of the top right of the page.

*Step 2:* Click PROFILE.

*Step 3:* You will be able to register for SEAMO X 2022 here.



*If you have won a medal in SEAMO 2021, you may participate as a Candidate in the Champions Division. Or else, you may participate as a Candidate in the Open Division for SEAMO X 2022.*

### Awards

#### *Champions Division Candidates*

Legendary	Gold	Silver	Bronze	Merit
Winners of SEAMO X Gold Award for three (3) consecutive years. Plaque & Certificate	Top 8% Medal & Certificate	Next 12% Medal & Certificate	Next 20% Medal & Certificate	Next 60% Medal & Certificate

#### *Open Division Candidates*

Each candidate will be given a performance report along with the CREDIT Award.

[Go back to Table of Contents.](#)