



SEAMO 2021

User Guide - Parents

Table of Contents

1. How To Create An Account?

2. How To Register Your Child?

2.1 Register your child as a New Candidate

2.2 Register your child using Existing Candidate No.

2.3 Register your child through School or Test Centre

3. How To Pay The Exam Fees?

3.1 Payment via PayPal / Credit Card

3.2 Payment via Other Methods

4. How To Start Your Child's Online Exam?

4.1 Private Candidates

4.2 School / Test Centre Candidates

5. How To Get My Child's Results?

6. How To Register My Child For SEAMO X 2022?

Portal Link: <https://seamo-official.org/>

1. How To Create An Account?

If you have a Facebook or Google account, you may click “Google Account | Facebook” or else, please follow the steps below:

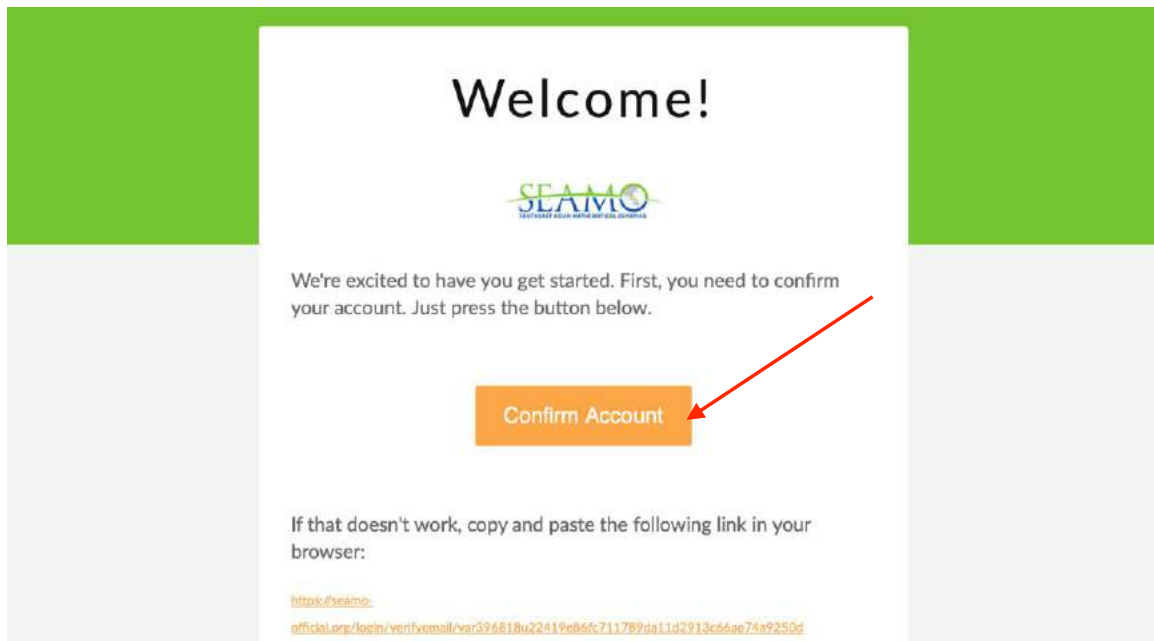
Step 1: On the Homepage, fill in the form and click CREATE ACCOUNT.



The screenshot shows the SEAMO registration page. At the top left is the SEAMO logo. To the right are navigation links: Home, Guidelines, Results, Resources, Contact, Login, and Register. The main heading is "Southeast Asian Mathematical Olympiad" with the tagline "Start winning at math! Be part of the global SEAMO community and Unleash the Maths Olympian in You!". Below the heading is an illustration of five diverse children in school uniforms. On the right is a "GET STARTED" registration form with fields for "Full Name", "Email address", and "Password". Below these fields is a link "You can also sign In using Google Account | Facebook" with a red arrow pointing to it. At the bottom of the form is a green "CREATE ACCOUNT" button.

WARNING: Use the same method to login each year. Do *not* create new accounts every year.

Step 2: Check your email inbox / junk mail folder and click CONFIRM ACCOUNT.



The screenshot shows the SEAMO account confirmation page. It has a green header and footer. The main content is white and says "Welcome!" at the top. Below that is the SEAMO logo. The text reads: "We're excited to have you get started. First, you need to confirm your account. Just press the button below." Below this text is an orange "Confirm Account" button with a red arrow pointing to it. At the bottom, it says "If that doesn't work, copy and paste the following link in your browser:" followed by a URL: <https://seamo-official.org/login/verifyemail/var396818u22419e86c711789da11d2913c66ae74e9250d>

Step 3: Once your email is Verified Successfully, click LOGIN.

Step 4: Fill in your details and click SIGN IN

SEAMO
Sri Lanka Examinations and Assessment Authority

Home Guidelines Results Resources Contact Login Register

Sign in

Sign in with your social media account

f g

or

Email

Password

Sign In

[Forgot Your password?](#)

Step 5: Select “I am a parent” and click NEXT.

SEAMO
Sri Lanka Examinations and Assessment Authority

Home Guidelines Results Resources Contact Login Register

Who are you?

I am a candidate.

I am a parent.

I am a teacher.

Next →

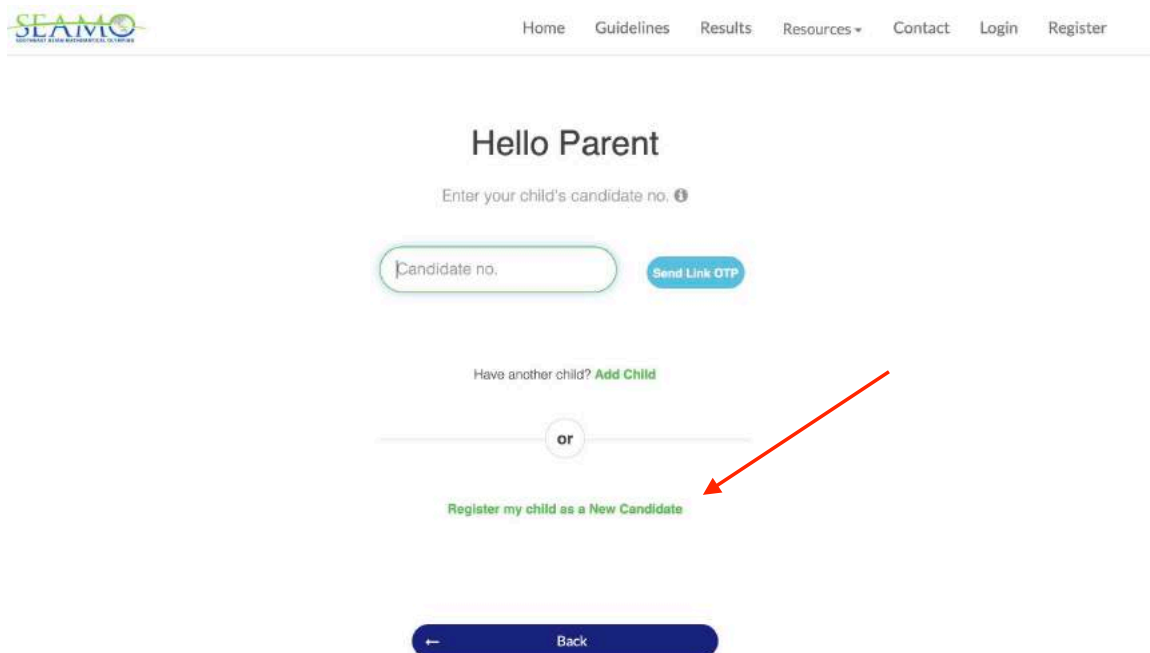
[Go back to Table of Contents.](#)

2. How To Register Your Child?

2.1 Register your child as a New Candidate

WARNING: If you have registered through your School or Test Centre, ask your teacher for your SEAMO 2020 Candidate No. then follow the steps in [2.2 Register using exiting Candidate No.](#)

Step 1: Click REGISTER MY CHILD AS A NEW CANDIDATE.



The screenshot shows the SEAMO website's 'Hello Parent' registration page. At the top, there is a navigation bar with links for Home, Guidelines, Results, Resources, Contact, Login, and Register. The main heading is 'Hello Parent', followed by the instruction 'Enter your child's candidate no.'. Below this is a text input field labeled 'Candidate no.' and a blue button labeled 'Send Link OTP'. A link 'Add Child' is also present. A horizontal separator with 'or' in the center is followed by a green link 'Register my child as a New Candidate', which is highlighted by a red arrow. At the bottom, there is a dark blue 'Back' button.

Step 2: Click EDIT to update your profile.



The screenshot shows the SEAMO user profile page. The navigation bar includes Home, Guidelines, Results, Resources, Contact, Register, and a user profile icon labeled 'Hi Parent'. The page has a dark blue header with 'Profile' and 'Manage Children' tabs. The main content area shows a profile card for 'Parent' with a placeholder image. The profile details are: Email: ai@seamo-official.org, Address: -, and Contact no.: -. A blue 'Edit' button is located in the top right corner of the profile card, highlighted by a red arrow.

Step 3: Fill in the correct information so you may receive the awards. Then, click SAVE.

SEAMO
Sri Lanka English Music Awards

Home Guidelines Results Resources Contact Register Hi Parent

Profile Manage Children

Upload Photo
Choose File no file selected

Name
Parent

Address

Contact no.

Cancel Save

Step 4: Click MANAGE CHILDREN.

Step 5: Click REGISTER NEW CANDIDATE.

Profile Manage Children

Link Existing Candidate

Enter the candidate no. of your child from the previous year competition

Send Link OTP

or

This is my child's first time joining SEAMO.

Register New Candidate

Step 6: Fill in the correct information. This will appear in your Certificate.

Candidate Registration

NOTICE: Registration Form to be filled in English Only.

Name
Full Name (To Be Printed On Certificate)

Date of Birth
Date of birth

School Name
School Name (To Be Printed On Certificate)

Country
Singapore

Partner
Select Partner

Center
Select Center

Time Slot

Instructions

1. Registration details once submitted cannot be changed.
2. Please ensure all information entered is accurate.
3. Name and School will be printed on your certificate.
4. Participants in the wrong category will be disqualified.
5. A Hall Ticket is required for entry to exam.
6. An invoice will be sent upon submission of registration.
7. Check your email inbox and spam folder.
8. Mark SEAMO email as "NOT SPAM" to receive them in your inbox.

Candidate Country: Singapore
Test Centre Address:
Competition Date: 12 Sep 2020, 09:00 AM
Registration Fee: 0.0

You will see the exam date, time, address and fees in the yellow box to the right once you fill the form.

Step 7: Click "I AGREE" and REGISTER.

Singapore

Partner
SEAMO Singapore

Center
Online Examination Portal (Singapore)

This is an Online Exam.

Time Slot
2020-09-12 09:00:00


Grade
Primary 1

AGREE to the [terms and conditions](#) of enrolment.

Register

your inbox.

Candidate Country: Singapore
Test Centre Address: SEAMO Portal - Online Exam
Competition Date: 2020-09-12 09:00:00
Registration Fee: SGD 20



Step 8: Please check your information again before clicking OK.

seamo-official.org says

Name and School will be printed on certificate. No edit allowed. Are you sure you want to submit?


Cancel OK

[Go back to Table of Contents.](#)

2.2 Register your child using Existing Candidate No.

Step 1: Go to your name on the top right of the page.

Step 2: Click MANAGE CHILDREN.



Step 3: Enter your child's Candidate No. then click Send Link OTP.

Paste the OTP from your registered account and click LINK CANDIDATE.



If you are registering as a private candidate, you may use your SEAMO 2020 Candidate No.

If you forgot your SEAMO 2020 Candidate No. or are new to SEAMO, please follow the steps in [2.1 Register as a New Candidate](#).

2.3 Register your child through School or Test Centre

Ask your teacher for your SEAMO 2021 Candidate No. then follow the steps in [2.2 Register using existing Candidate No.](#)

[Go back to Table of Contents.](#)

3. How To Pay The Exam Fees?

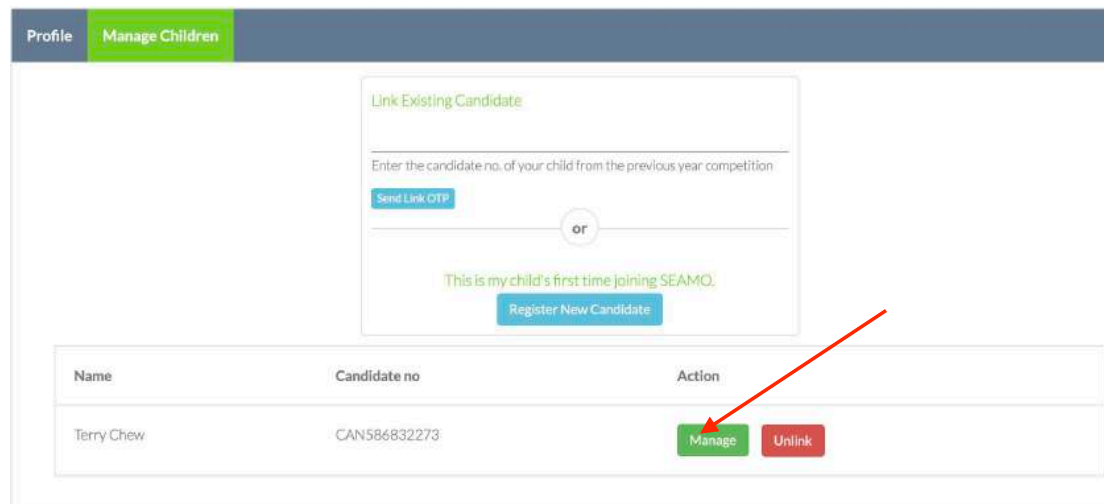
3.1 Payment via PayPal / Credit Card

Step 1: Go to your name on the top right of the page.

Step 2: Click MANAGE CHILDREN.



Step 3: Click MANAGE.



Step 4: Click PAYMENT.

Select Exam
SEAMO 2020

Exam:	SEAMO 2020	Centre:	Online Examination Portal (Singapore)
Paper:	Paper A	Invoice:	Download Invoice Payment
Hall Ticket & Answer Sheet:	NA	Past Year Paper:	Online Practice Portal
Remarks:	Check invoice for the payment instructions.		

[Start Demo Exam](#)

Step 5: If you have a PayPal account then login. Or else, click “Pay with Credit or Debit Card”.

PayPal \$20.00 SGD

Pay with PayPal

With a PayPal account, you're eligible for free return shipping, Purchase Protection, and more.

[Forgot password?](#)

Stay logged in for faster checkout

[Log in](#)

[Log in with a one-time code](#)

or

[Pay with Credit or Debit Card](#)

Cancel and return to SEAMO PTE LTD

Step 6: Go back to Manage Children

Step 7: Click DOWNLOAD TICKET.

The Hall Ticket confirms your child's successful registration and payment.

[Go back to Table of Contents.](#)

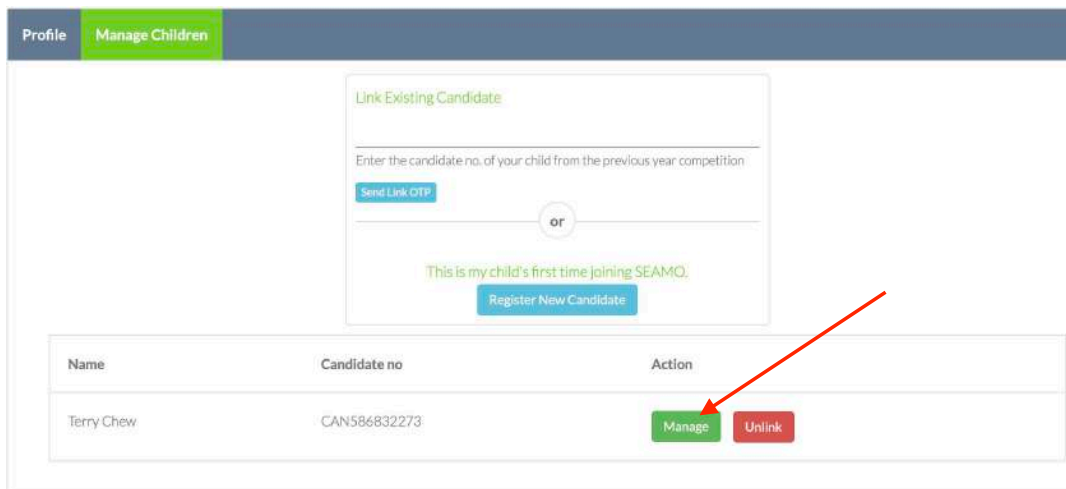
3.2 Payment via Other Methods

Step 1: Go to your name on the top right of the page.

Step 2: Click MANAGE CHILDREN.



Step 3: Click MANAGE.



Step 4: Click DOWNLOAD INVOICE.

Select Exam			
SEAMO 2020			
Exam:	SEAMO 2020	Centre:	Online Examination Portal (Singapore)
Paper:	Paper A	Invoice:	Download Invoice Payment
Hall Ticket & Answer Sheet:	NA	Past Year Paper:	Online Practice Portal
Remarks:	Check invoice for the payment instructions.		
Start Demo Exam			

Step 5: Read invoice instructions and make payment accordingly.

Step 6: Send an email with your Candidate No. and receipt to your School / Test Centre.

Please allow 2-3 working days, for your School / Test Centre to approve your payment. You may then download your Hall Ticket from the [PROFILE](#) page.

[Go back to Table of Contents.](#)

How To Start Your Child's Online Exam?

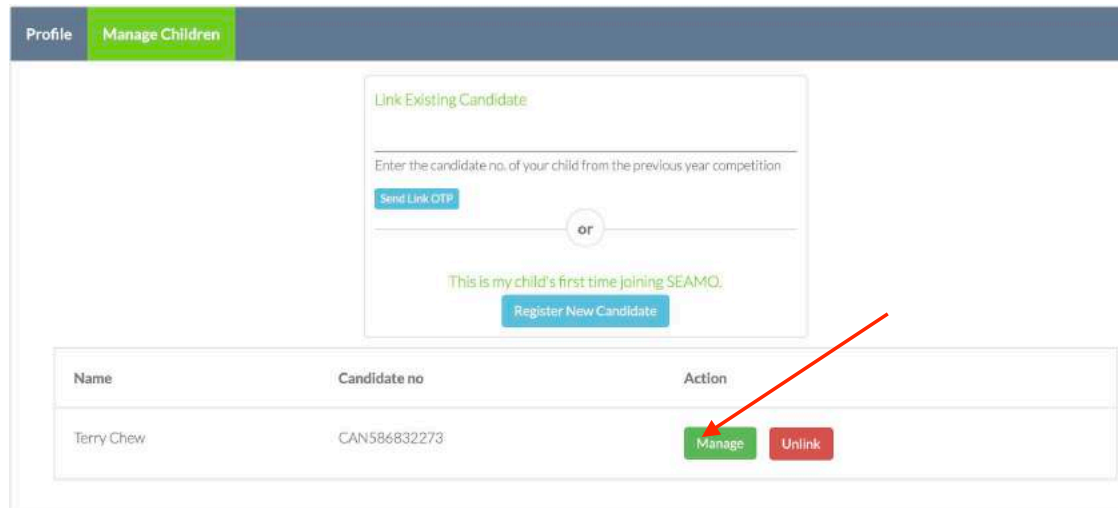
4.1 Private Candidates

Step 1: Go to your name on the top right of the page.

Step 2: Click MANAGE CHILDREN.



Step 3: Click MANAGE.



Step 4: Click START EXAM.

Select Exam SEAMO 2020			
Exam:	SEAMO 2020	Centre:	Online Examination Portal (Singapore)
Paper:	Paper A	Invoice:	Download Invoice Payment
Hall Ticket & Answer Sheet:	NA	Past Year Paper:	Online Practice Portal
Remarks:	Check invoice for the payment instructions.		
Start Demo Exam			

*The “Start Demo Exam” button (red) will turn to “Start Exam” button (red) on the exam day only.
If you have more than 1 child, simply use your account to login with another device.
Both children may use your Parent’s account to start their exam at the same time.*

4.2 School / Test Centre Candidates

Ask your child’s teacher for Candidate No. and follow the steps in [2.2 Register using existing Candidate No.](#)

Then, follow the steps in [4.1 Private Candidates.](#)

[Go back to Table of Contents.](#)

5. How To Get My Child's Results?

The SEAMO 2021 Results will be released on 09.10.2021.

Step 1: Go to your name of the top right of the page.

Step 2: Click MANAGE CHILDREN > MANAGE.

Step 3: You will be able to view your child's results here.

The screenshot shows the SEAMO 2020 candidate portal. At the top, there is a navigation menu with links for Home, Guidelines, Results, Resources, and Contact. A user profile dropdown menu is open, showing options for Profile, Notifications (with a 1 notification icon), Payment, Change Password, and Logout. The main content area displays the following information:

- Class:** SEAMO 2020
- Exam:** SEAMO 2020
- Centre:** Online Examination Portal
- Paper:** Paper A
- Invoice:** Download Invoice
- Hall Ticket & Answer Sheet:** Download Ticket, Answer Sheet
- Past Year Paper:** Past Year Sample Paper, Online Practice Portal
- Remarks:** Ticket generated.

At the bottom, there is a red button labeled "Start Demo Exam" and a countdown timer showing "00 Days 15 Hours 51 Minutes 23 Seconds".

Awards

Top 40% of participants, locally, are awarded certificates and medals according to the table below. Participants who fall short of the top 40% will be issued an electronic certificate of participation.

GOLD	SILVER	BRONZE
Top 8%	Next 12%	Next 20%

Performance Analysis

All participants will be issued an electronic performance report to help them understand their strengths and weaknesses in specific skill sets.

[Go back to Table of Contents.](#)

6. How To Register My Child For SEAMO X 2022?

The SEAMO X 2022 Global Competition will be conducted online on 15 January 2022.

Step 1: Go to your name of the top right of the page.

Step 2: Click MANAGE CHILDREN > MANAGE.

Step 3: You will be able to register your child for SEAMO X 2022 here.

The screenshot shows the SEAMO X 2022 registration portal. At the top, there is a navigation menu with links for Home, Guidelines, Results, Resources, and Contact. A user profile dropdown menu is open, showing options: Profile, Notifications (1), Payment, Change Password, and Logout. The main content area displays registration details for SEAMO 2020, Paper A, and includes buttons for 'Download Invoice', 'Download Ticket', 'Answer Sheet', 'Past Year Sample Paper', and 'Online Practice Portal'. A 'Start Demo Exam' button is visible at the bottom, along with a countdown timer showing 00 Days 15 Hours 51 Minutes 23 Seconds.

If you have won a medal in SEAMO 2021, you may participate as a Candidate in the Champions Division. Or else, you may participate as a Candidate in the Open Division for SEAMO X 2022.

Awards

Champions Division Candidates

Legendary	Gold	Silver	Bronze	Merit
Winners of SEAMO X Gold Award for three (3) consecutive years. Plaque & Certificate	Top 8% Medal & Certificate	Next 12% Medal & Certificate	Next 20% Medal & Certificate	Next 60% Medal & Certificate

Open Division Candidates

Each candidate will be given a performance report along with the CREDIT Award.

[Go back to Table of Contents.](#)